




Legend for fold-out page

Pos.	Description	Detailed information
	Function module E82ZAFSC / E82ZAFSC001	
A	Switch for the configuration of the analog input (terminal X3/8)	 41
B	Digital and analog inputs and outputs, terminal strip X3	 39
C	Nameplate	 32

1	About this documentation	26
	Conventions used	27
	Notes used	28
2	Safety instructions	29
3	Product description	30
	Function	30
	Application as directed	30
	Scope of supply	31
	Identification	32
4	Technical data	33
	Connection data	33
	Operating conditions	33
	Dimensions	34
5	Mechanical installation	35
6	Electrical installation	36
	Wiring according to EMC	36
	Wiring	37
7	Commissioning	40
	Before switching on	40
	DIP switch position	41
	Commissioning steps	42

1 About this documentation

Contents

This documentation includes ...

- ▶ Information about the mechanical and electrical installation of the function module;
- ▶ Information about the commissioning of the function module;
- ▶ Safety instructions which you must observe in any case;
- ▶ Data about the versions of Lenze basic devices to be used;
- ▶ Technical data.

Validity information

The information given in this documentation is valid for the following devices:

Function module	Type designation	As of hardware version
STANDARD I/O	E82ZAFSC	3A
STANDARD I/O (coated)	E82ZAFSC001	3A

Target group

This documentation is directed at persons who install and commission the described product according to the project requirements.





Tip!

Documentation and software updates for further Lenze products can be found on the Internet in the "Services & Downloads" area under

<http://www.Lenze.com>

Conventions used

This documentation uses the following conventions to distinguish between different types of information:

Type of information	Identification	Examples/notes
Numbers		
Decimal separator	Point	The decimal point is used throughout this documentation. Example: 1234.56
Symbols		
Page reference		Reference to another page with additional information Example:  16 = see page 16

1 About this documentation

Notes used

Notes used

The following pictographs and signal words are used in this documentation to indicate dangers and important information:

Safety instructions

Structure of safety instructions:






Danger!




(characterises the type and severity of danger)

Note

(describes the danger and gives information about how to prevent dangerous situations)

Pictograph and signal word	Meaning
 Danger!	Danger of personal injury through dangerous electrical voltage. Reference to an imminent danger that may result in death or serious personal injury if the corresponding measures are not taken.
 Danger!	Danger of personal injury through a general source of danger. Reference to an imminent danger that may result in death or serious personal injury if the corresponding measures are not taken.
 Stop!	Danger of property damage. Reference to a possible danger that may result in property damage if the corresponding measures are not taken.

Application notes

Pictograph and signal word	Meaning
 Note!	Important note to ensure troublefree operation
 Tip!	Useful tip for simple handling
	Reference to another documentation

**Danger!**

Inappropriate handling of the function module and the basic device can cause serious injuries to persons and damage to material assets.

Observe the safety instructions and residual hazards included in the documentation of the basic device.

**Stop!****Electrostatic discharge**

Electronic components within the function module can be damaged or destroyed by electrostatic discharge.

Possible consequences:

- ▶ The function module is defective.

Protective measures

- ▶ Free yourself from any electrostatic charge before you touch the module.

3 Product description

Function

Function

The function module allows the control of Lenze frequency inverters and the Lenze Drive PLC with analog and digital control signals.

Application as directed

The function module ...

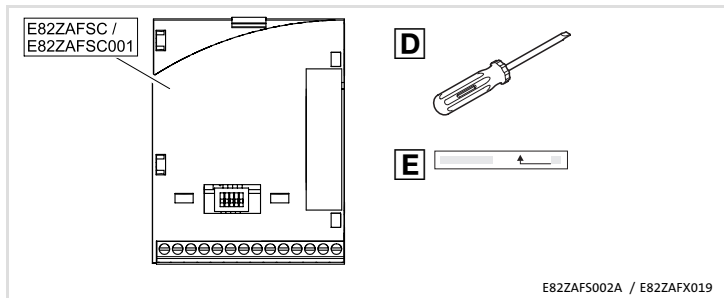
- ▶ is an accessories unit which can be used with the following Lenze basic devices:

Function module	Lenze basic devices		
	Product range	Product name	As of hardware version
E82ZAFSC	Frequency inverter	8200 vector	Vx14
	Drive PLC	Drive PLC	1x20
E82ZAFSC001	Frequency inverter	8200 motec	Vx14

- ▶ is an equipment to be used in industrial power systems.
- ▶ allows for the control of Lenze frequency inverters and the Lenze Drive PLC with analog and digital control signals.

Any other use shall be deemed inappropriate!

Scope of supply

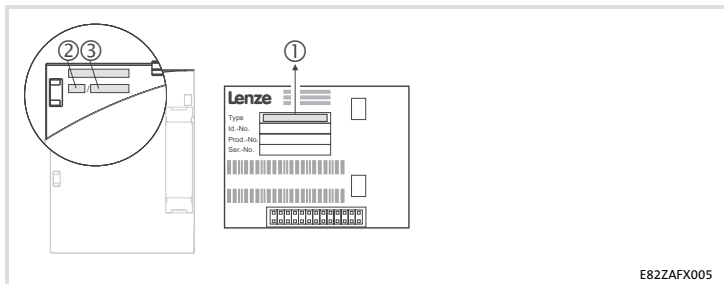


Pos.	Scope of supply
	Function module E82ZAFSC / E82ZAFSC001
D	Screw driver
E	Sticker
	Mounting Instructions

3 Product description

Identification

Identification



	①	②	③
Product range	E82ZAF	s	c
STANDARD I/O			00x
Generation			3A
Variant			
000: standard			
001: coated PCBs			
Hardware version			

Connection data

X3/	Values	
62	Resolution: 10 bit Linearity distortion: $\pm 0.5\%$ Temperature distortion: 0.3% (0 ... +60 °C) Carrying capacity $I_{\max} = 2\text{ mA}$	
8	Resolution: 10 bit Linearity distortion: $\pm 0.5\%$ Temperature distortion: 0.3% (0 ... +60 °C) Input resistance <ul style="list-style-type: none"> • $R_{\text{Input}} > 50\text{ k}\Omega$ (with voltage signal) • $R_{\text{Input}} = 250\ \Omega$ (with current signal) 	
9	Carrying capacity $I_{\max} = 10\text{ mA}$	
7	isolated from terminal X3/39 (GND2)	
20	Load capacity: $\Sigma I_{\max} = 40\text{ mA}$	
28	Input resistance: $3.3\text{ k}\Omega$	
E1 ¹⁾		
E2 ¹⁾		1 = HIGH (+12 ... +30 V), PLC level, HTL
E3		0 = LOW (0 ... +3 V), PLC level, HTL
E4		
39	isolated from terminal X3/7 (GND1)	
A1	Load capacity: $I_{\max} = 10\text{ mA}$, with internal supply $I_{\max} = 50\text{ mA}$, with external supply	

1) Frequency input alternatively 0 ... 10 kHz single-track or 0 ... 1 kHz two-track, config. via C0425

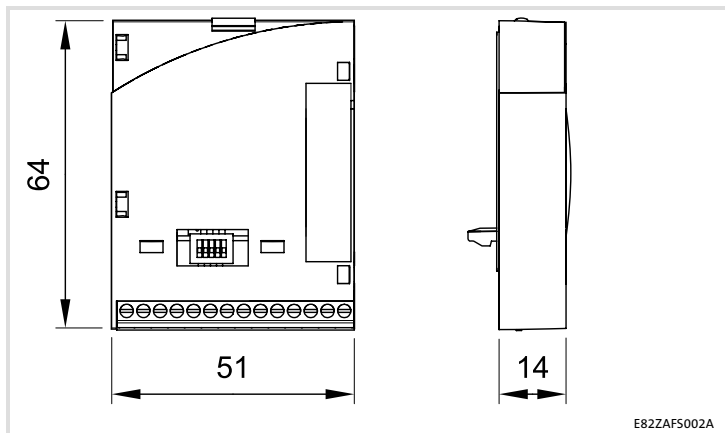
Operating conditions

Ambient conditions		
Climate		
Storage	IEC/EN 60721-3-1	1K3 (-25 to +60 °C)
Transport	IEC/EN 60721-3-2	2K3 (-25 to +70 °C)
Operation	Corresponding to the data of the Lenze basic device used (see documentation of the basic device).	
Pollution	EN 61800-5-1	Degree of pollution 2

4 Technical data

Dimensions

Dimensions



E82ZAFS002A

All dimensions in mm