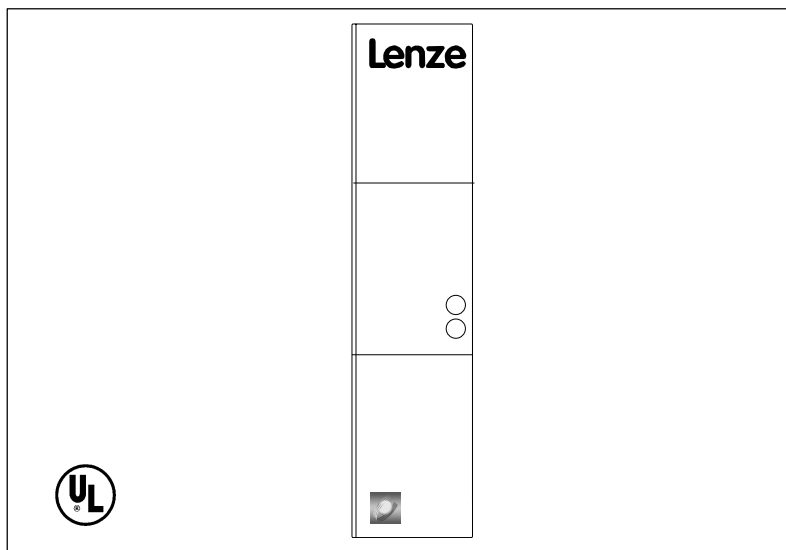


EDBMB935X  
00451256

# Lenze

## *Operating Instructions*



***Global drive***

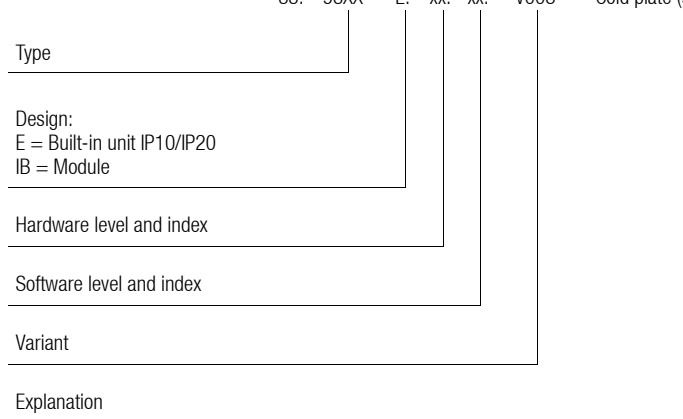
***9350 brake unit***

These Operating Instructions are valid for brake units with the following nameplate data:

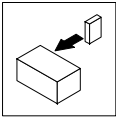
33.	935X-	E.	1x		(9351 - 9352)
33.	935X-	E.	1x	V003	Cold plate (9351 - 9352)

In connection with the unit series as from the nameplate data:

33.	822X-	E.	xx.	xx.	(8221 - 8227)
33.	822X-	E.	xx.	xx.	V003 Cold plate (8221 - 8222)
33.	824X-	E.	xx.	xx.	(8241 - 8246)
33.	824X-	E.	xx.	xx.	V003 Cold plate (8241 - 8246)
33.	93XX-	E.	xx.	xx.	(9321 - 9333)
33.	93XX-	E.	xx.	xx.	V003 Cold plate (9321 - 9327)



Corresponds to the German edition of: 16/01/1997			revised:	
Edition of:	28/01/1997		03.04.2000	18.02.2002



## Installation

### Possible mounting positions

- In vertical position on the back panel of the control cabinet, power connections at top
  - fixed with attached fixing rails (see chapter 4.1.2)
  - thermal separation via external heat sink ("push-through technique") (see chapter 4.1.3)
  - thermal separation via external convection cooler ("Cold plate" technique) (see chapter 4.1.4)

### 4.1.2 Standard assembly with fixing rail

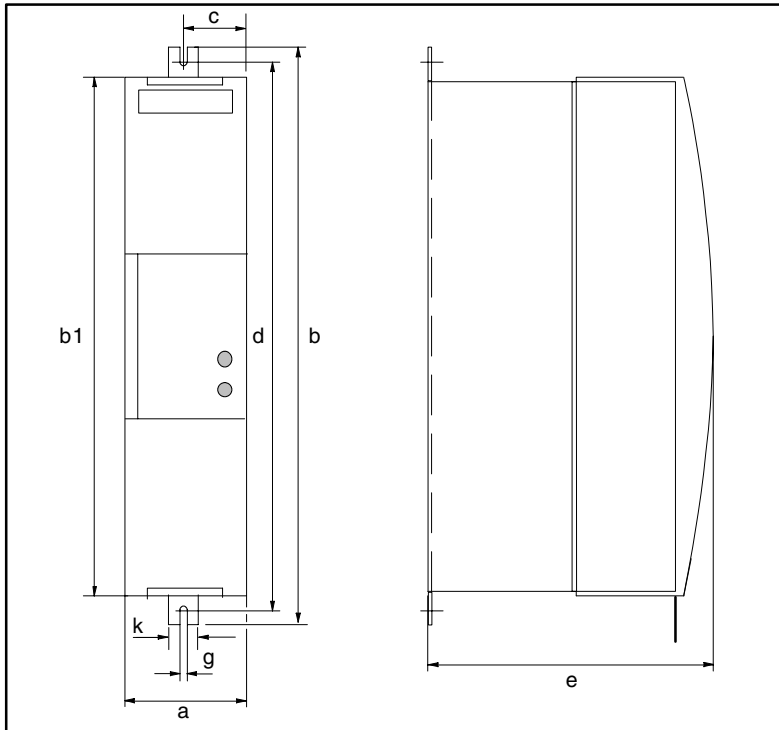


Fig. 4-1 935X dimensions: Standard assembly with fixing rails

Type	a	b	b1	c	d	e	g	k
9351 / 9352	52	384	350	26	365	186	6,5	30

All dimensions in mm