



# GTB10-P4211

G10

**SMALL PHOTOELECTRIC SENSORS**

**SICK**  
Sensor Intelligence.



Illustration may differ



### Ordering information

| Type        | Part no. |
|-------------|----------|
| GTB10-P4211 | 1064694  |

Other models and accessories → [www.sick.com/G10](http://www.sick.com/G10)

### Detailed technical data

#### Features

|  |  |
|--|--|
| <b>Sensor/ detection principle</b>     | Photoelectric proximity sensor, Background suppression |
| <b>Dimensions (W x H x D)</b>          | 20 mm x 50 mm x 39 mm                                  |
| <b>Housing design (light emission)</b> | Rectangular  |
| <b>Sensing range max.</b>              | 20 mm ... 950 mm <sup>1)</sup>                         |
| <b>Type of light</b>                   | Visible red light                                      |
| <b>Light source</b>                    | PinPoint LED   |
| <b>Light spot size (distance)</b>      | Ø 8 mm (700 mm)  |
| <b>Wave length</b>                     | 625 nm   |
| <b>Adjustment</b>                      | Potentiometer, 5 turns                                 |

<sup>1)</sup> Object with 90 % reflectance (referred to standard white, DIN 5033).

#### Mechanics/electronics

|                            |                                   |
|----------------------------|-----------------------------------|
| <b>Supply voltage</b>      | 10 V DC ... 30 V DC <sup>1)</sup> |
| <b>Ripple</b>              | < 5 V <sub>pp</sub> <sup>2)</sup> |
| <b>Current consumption</b> | 20 mA                             |

<sup>1)</sup> Limit values when operated in short-circuit protected network: max. 8 A.

<sup>2)</sup> May not exceed or fall below U<sub>v</sub> tolerances.

<sup>3)</sup> Signal transit time with resistive load.

<sup>4)</sup> With light/dark ratio 1:1.

<sup>5)</sup> A = V<sub>S</sub> connections reverse-polarity protected.

<sup>6)</sup> B = inputs and output reverse-polarity protected.

<sup>7)</sup> C = interference suppression.

<sup>8)</sup> D = outputs overcurrent and short-circuit protected.

<sup>9)</sup> Complies with the UL325 standard when used with sturdy protection hood (e.g. BEF-G10WSG, 2071960).

|   |  |
|---|--|
| <b>Switching output</b>                     | PNP  |
| <b>Switching mode</b>                       | Light/dark switching   |
| <b>Switching mode selector</b>              | Selectable via light/dark selector                                       |
| <b>Output current <math>I_{\max}</math></b> | $\leq 100$ mA  |
| <b>Response time</b>                        | $\leq 500$ $\mu\text{s}$ <sup>3)</sup>                                   |
| <b>Switching frequency</b>                  | 1,000 Hz <sup>4)</sup>   |
| <b>Connection type</b>                      | Male connector M12, 4-pin  |
| <b>Circuit protection</b>                   | A <sup>5)</sup><br>B <sup>6)</sup><br>C <sup>7)</sup><br>D <sup>8)</sup> |
| <b>Protection class</b>                     | III  |
| <b>Weight</b>                               | 35 g   |
| <b>Housing material</b>                     | Plastic, ABS/PMMA  |
| <b>Enclosure rating</b>                     | IP67   |
| <b>EMC</b>                                  | EN 60947-5-2   |
| <b>Ambient operating temperature</b>        | -30 °C ... +60 °C  |
| <b>Ambient storage temperature</b>          | -40 °C ... +70 °C  |
| <b>UL File No.</b>                          | NRKH.E348498 & NRKH7.E348498   |
| <b>More standards</b>                       | UL325 <sup>9)</sup>  |

1) Limit values when operated in short-circuit protected network: max. 8 A.

2) May not exceed or fall below  $U_v$  tolerances.

3) Signal transit time with resistive load.

4) With light/dark ratio 1:1.

5) A =  $V_S$  connections reverse-polarity protected.

6) B = inputs and output reverse-polarity protected.

7) C = interference suppression.

8) D = outputs overcurrent and short-circuit protected.

9) Complies with the UL325 standard when used with sturdy protection hood (e.g. BEF-G10WSG, 2071960).

## Safety-related parameters

|                         |             |
|-------------------------|-------------|
| <b>MTTF<sub>D</sub></b> | 1,885 years |
| <b>DC<sub>avg</sub></b> | 0%          |

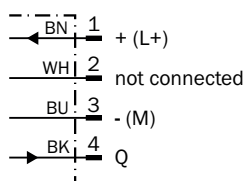
## Classifications

|                     |          |
|---------------------|----------|
| <b>ECl@ss 5.0</b>   | 27270904 |
| <b>ECl@ss 5.1.4</b> | 27270904 |
| <b>ECl@ss 6.0</b>   | 27270904 |
| <b>ECl@ss 6.2</b>   | 27270904 |
| <b>ECl@ss 7.0</b>   | 27270904 |
| <b>ECl@ss 8.0</b>   | 27270904 |
| <b>ECl@ss 8.1</b>   | 27270904 |
| <b>ECl@ss 9.0</b>   | 27270904 |
| <b>ECl@ss 10.0</b>  | 27270904 |
| <b>ECl@ss 11.0</b>  | 27270904 |

|                       |          |
|-----------------------|----------|
| <b>ETIM 5.0</b>       | EC002719 |
| <b>ETIM 6.0</b>       | EC002719 |
| <b>ETIM 7.0</b>       | EC002719 |
| <b>UNSPSC 16.0901</b> | 39121528 |

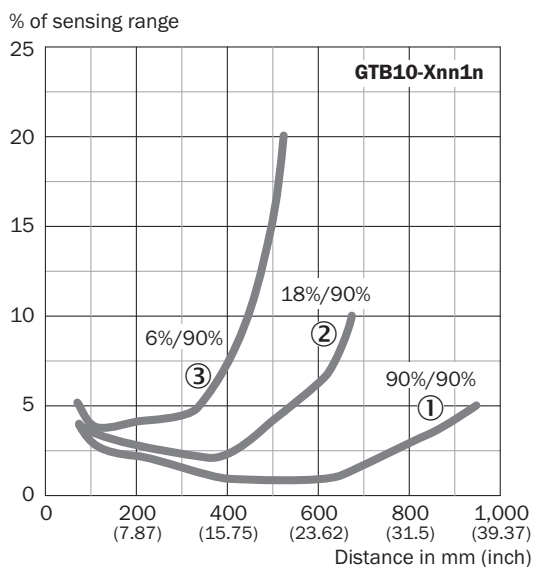
### Connection diagram

Cd-066



### Characteristic curve

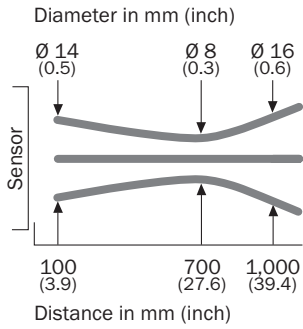
GTB10, redlight



- ① Sensing range on white, 90% remission
- ② Sensing range on gray, 18 % remission
- ③ Sensing range on black, 6% remission

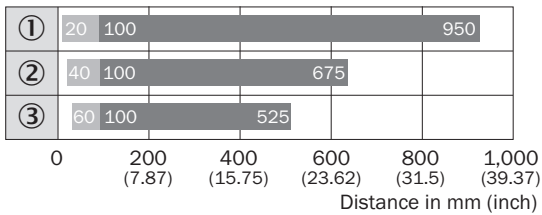
## Light spot size

Light spot size



## Sensing range diagram

GTB10, redlight

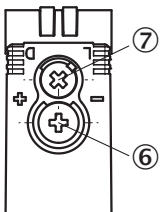


■ Sensing range      ■ Sensing range max.

- ① Sensing range on white, 90% remission
- ② Sensing range on gray, 18 % remission
- ③ Sensing range on black, 6% remission

## Adjustments

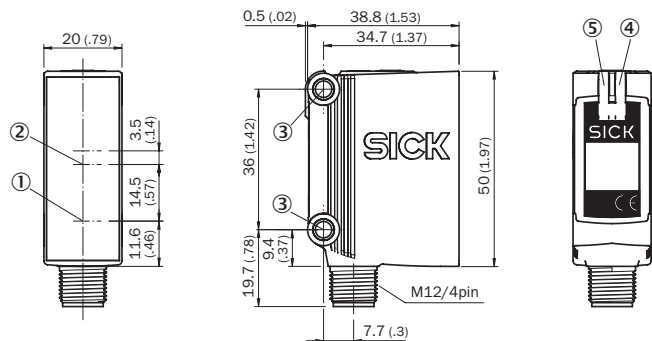
GTB10, GTE10, GL10G, DC



- ⑥ Adjustment of sensing range
- ⑦ Light/dark selector

### Dimensional drawing (Dimensions in mm (inch))




GTB10, DC, connector



- ① Center of optical axis, sender
- ② Center of optical axis, receiver
- ③ Mounting hole,  $\varnothing$  4.2 mm
- ④ LED indicator yellow: Status of received light beam
- ⑤ LED indicator green: power on

### Recommended accessories

Other models and accessories → [www.sick.com/G10](http://www.sick.com/G10)

|   | Brief description   | Type               | Part no. |
|---|---|--------------------|----------|
| <b>Universal bar clamp systems</b>  |   |                    |          |
|  | Q-Lock, bar clamp system for G10 and reflector P250, Die-cast zinc, steel, zinc coated  | BEF-KHSQ12R01      | 2071260  |
| <b>Plug connectors and cables</b>   |   |                    |          |
|  | Head A: female connector, M12, 4-pin, straight, A-coded<br>Head B: Flying leads<br>Cable: Sensor/actuator cable, PVC, unshielded, 5 m | YF2A14-050VB3XLEAX | 2096235  |
|  | Head A: male connector, M12, 4-pin, straight<br>Head B: -<br>Cable: unshielded  | STE-1204-G         | 6009932  |

## SICK AT A GLANCE

SICK is one of the leading manufacturers of intelligent sensors and sensor solutions for industrial applications. A unique range of products and services creates the perfect basis for controlling processes securely and efficiently, protecting individuals from accidents and preventing damage to the environment.

We have extensive experience in a wide range of industries and understand their processes and requirements. With intelligent sensors, we can deliver exactly what our customers need. In application centers in Europe, Asia and North America, system solutions are tested and optimized in accordance with customer specifications. All this makes us a reliable supplier and development partner.

Comprehensive services complete our offering: SICK LifeTime Services provide support throughout the machine life cycle and ensure safety and productivity.

For us, that is “Sensor Intelligence.”

## WORLDWIDE PRESENCE:

Contacts and other locations –[www.sick.com](http://www.sick.com)